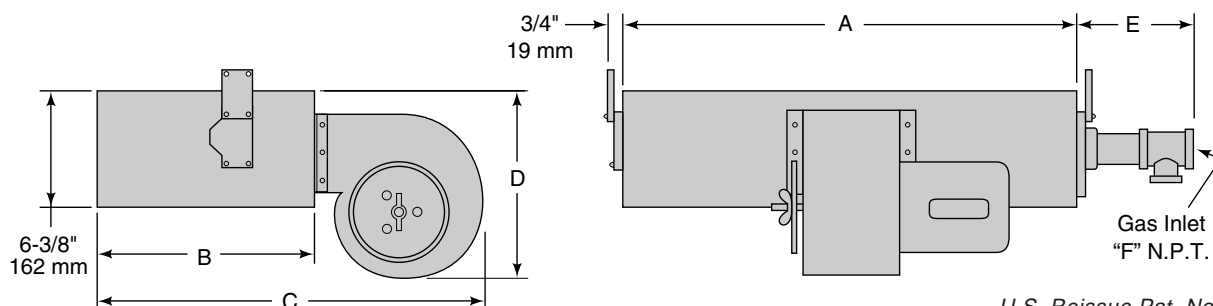


AirHeat Burners

Model AH

Version 1



U.S. Reissue Pat. No. 26,244
Canadian Pat. No. 743,782

English Units

Burner Cat. No.	Assy. No	Total Input (MM Btu/Hr.)		60Hz Blower Cat. No.*	50Hz Blower Cat. No.*	A	B	Dimensions in Inches				E	F	Cross Sect. Area Sq. In.	Check Valve Pipe Style**	Approx. Ship Wt. Lbs.
		0.8MM Btu/Ft	1.0MM Btu/Ft					60Hz Blower		50Hz Blower						
								C	D	C	D					
040AH	109654	0.4	0.5	54-54S-1/3	MN 402	6.12	10.56	18.00	8.75	18.46	11.46	9.37	2	39	A	55
080AH	109250	0.8	1.0	54-54S-1/3	MN 402	12.12	10.56	19.31	9.68	19.80	12.40	9.37	2	77	A	70
120AH	109251	1.2	1.5	54-54S-1/3	MN 402	18.12	10.56	19.31	9.68	19.80	12.40	9.50	2	116	A	83
160AH	109252	1.6	2.0	65-84S-1/3	MN 502	24.12	12.31	25.25	15.56	23.03	14.49	9.50	2	154	D	96
200AH	109253	2.0	2.5	65-84S-1/3	MN 502	30.12	12.31	25.25	15.56	23.03	14.49	9.50	2	192	D	129
240AH	109254	2.4	3.0	65-84S-1/3	MN 502	36.12	12.31	25.25	15.56	23.03	14.49	9.50	2	230	D	150
280AH	109255	2.8	3.5	66-94S-3/4	MN 602	42.12	12.31	27.31	15.56	23.54	15.98	9.87	2	269	A	168
320AH	109256	3.2	4.0	66-94S-3/4	MN 602	48.12	12.31	27.31	15.56	23.54	15.98	9.87	2	307	A	196
360AH	109257	3.6	4.5	66-94S-3/4	MN 602	54.12	15.81	28.75	15.56	27.04	15.98	9.87	2	345	D	216
400AH	109258	4.0	5.0	66-94S-3/4	MN 602	60.12	15.81	30.75	15.93	29.06	16.38	9.87	2	383	D	240
440AH	109259	4.0	5.5	66-94S-3/4	MN 602	66.12	15.81	30.75	15.93	29.06	16.38	10.50	3	422	B	258
480AH	109260	4.8	6.0	66-94S-1	—	72.12	15.81	30.75	15.93	—	—	10.50	3	460	B	294
520AH	109261	5.2	6.5	67-115S-1.5	—	78.12	15.81	32.37	15.93	—	—	10.50	3	498	B	336
560AH	109262	5.6	7.0	67-115S-2	—	84.12	15.81	32.37	17.56	—	—	10.50	3	536	B	360
600AH	109263	6.0	7.5	67-115S-2	—	90.12	15.81	32.37	17.56	—	—	11.00	3	575	B	396
640AH	109264	6.4	8.0	67-115S-2	—	96.12	15.81	32.37	17.56	—	—	11.00	3	613	B	408

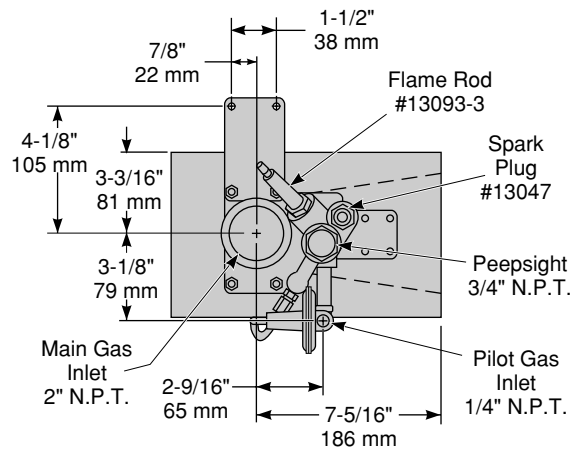
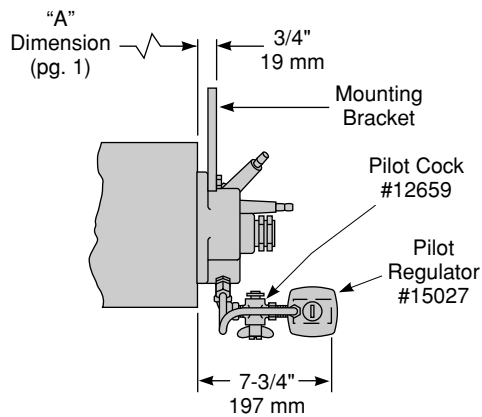
Metric Units

Burner Cat. No.	Assy. No	Total Input (kW Btu/Hr.)		60Hz Blower Cat. No.*	50Hz Blower Cat. No.*	A	B	Dimensions in mm				E	F	Cross Sect. Area Sq. Cm	Check Valve Pipe Style**	Approx. Ship Wt. Kgs.
		769 kW/M	962 kW/M					60Hz Blower		50Hz Blower						
								C	D	C	D					
040AH	109654	117	147	54-54S-1/3	MN 402	156	268	457	222	469	291	238	2"	252	A	25
080AH	109250	234	293	54-54S-1/3	MN 402	308	268	491	246	503	315	238	2"	497	A	32
120AH	109251	352	440	54-54S-1/3	MN 402	460	268	491	246	503	315	241	2"	748	A	38
160AH	109252	469	586	65-84S-1/3	MN 502	613	313	641	395	585	368	241	2"	994	D	44
200AH	109253	586	733	65-84S-1/3	MN 502	765	313	641	395	585	368	241	2"	1239	D	59
240AH	109254	703	879	65-84S-1/3	MN 502	918	313	641	395	585	368	241	2"	1484	D	68
280AH	109255	821	1026	66-94S-3/4	MN 602	1070	313	694	395	598	406	251	2"	1736	A	76
320AH	109256	938	1172	66-94S-3/4	MN 602	1222	313	694	395	598	406	251	2"	1981	A	89
360AH	109257	1055	1319	66-94S-3/4	MN 602	1375	402	730	395	687	406	251	2"	2226	D	98
400AH	109258	1172	1466	66-94S-3/4	MN 602	1527	402	781	405	738	416	251	2"	2471	D	109
440AH	109259	1290	1612	66-94S-3/4	MN 602	1680	402	781	405	738	416	267	3"	2723	B	117
480AH	109260	1407	1759	66-94S-1	—	1832	402	781	405	—	—	267	3"	2968	B	133
520AH	109261	1524	1905	67-115S-1.5	—	1984	402	822	405	—	—	267	3"	3213	B	152
560AH	109262	1641	2052	67-115S-2	—	2137	402	822	446	—	—	267	3"	3458	B	163
600AH	109263	1759	2198	67-115S-2	—	2289	402	822	446	—	—	279	3"	3710	B	180
640AH	109264	1876	2345	67-115S-2	—	2442	402	822	446	—	—	279	3"	3955	B	185

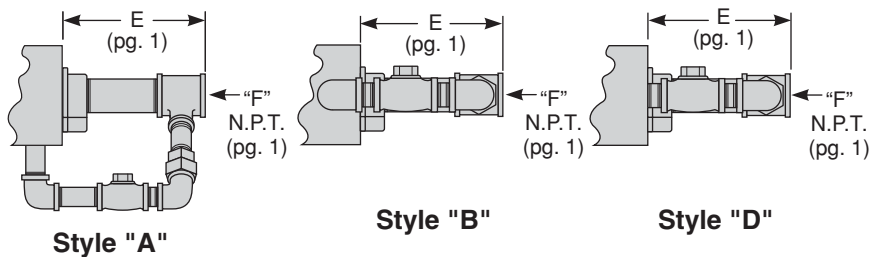
* See Data 140-5 for blower details.

** See page 2 for check valve piping styles.

Dimensions (Continued) Pilot Components & Dimensions



Check Valve Pipe Styles



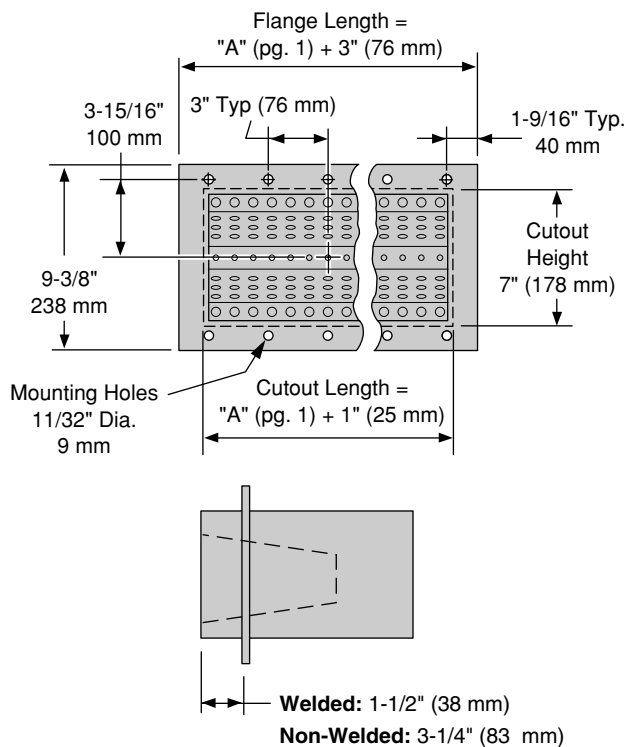
Check Valve Assembly No.

Burner	Assy.	N.P.T.
40 & 80 AH	550088	1/2"
120 & 160 AH	550092	3/4"
200 & 240 AH	550096	1"
280 thru 400 AH	550100	1-1/4"
440 thru 640 AH	550104	1-1/2"

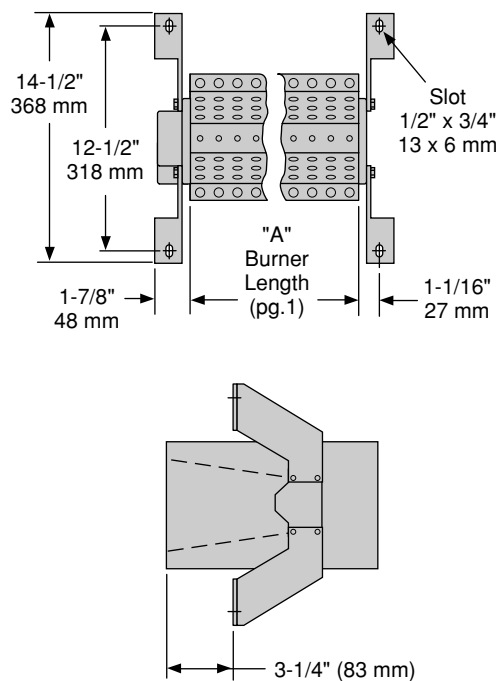
Mounting Options

Continuous Flanges

Standard: Non-Welded
Optional: All-Welded Pressure Sealed



201 AH Brackets For Slot Firing



ECLIPSE™
Innovative Thermal Solutions

Eclipse Combustion

www.eclipsenet.com